



GIS Low Duration Opportunities Fund



Quarterly Investment Report | 1Q24

For professional and qualified investor use only

Refer to Important Disclosures for additional information

IMPORTANT NOTICE

Please note that this material contains the opinions of the manager as of the date noted, and may not have been updated to reflect real time market developments. All opinions are subject to change without notice.

Executive summary

Past performance does not predict future results.

Portfolio Performance

The PIMCO GIS Low Duration Opportunities Fund (Institutional share class, net of fees) posted a positive return over the first quarter driven mainly by contributions from spread and currency strategies, while duration strategies detracted.

CONTRIBUTORS

- Exposure to the cash interest rate in the US, from carry
- Holdings of securitized assets, primarily US Agency MBS and non-Agency MBS
- Holdings of investment grade and high yield corporate credit, as spreads tightened and through carry and selection
- Long exposure to EM external debt, as spreads tightened and through carry and selection

DETRACTORS

- Long exposure to US duration, as yields rose
- Long exposures to the Japanese yen, as it depreciated against the US dollar
- Long exposure to Brazilian local rates, as yields rose

Performance periods ended 31 Mar '24	3 mos.	6 mos.	1 yr.	3 yrs.	5 yrs.	SI
Fund before fees	2.26	6.47	8.36	0.83	2.07	2.74
Fund after fees	2.13	6.21	7.83	0.34	1.57	2.24
Benchmark*	1.35	2.74	5.44	2.76	2.11	1.80

Past Performance is not a guarantee or reliable indicator of future results and no guarantee is being made that similar returns will be achieved in the future.

The following information should be read in conjunction with the 12-month rolling past performance information provided later in this presentation

Portfolio strategy

Tactical duration positioning: We maintain an emphasis on the front and intermediate parts of the U.S. yield curve, while being short the longer end. While we still favor US rates, the fund also increased long exposure to Australian duration over the quarter, given the country's higher interest rate sensitivity.

Long Agency Mortgage Backed Securities: Within US Agency MBS, the Fund continues to be dynamic in adjusting exposures across the coupon stack, targeting up-in-coupon MBS, which may offer more compelling spreads and less duration risk versus lower coupons. We continue to hold select Agency MBS as a way to maintain a high quality, very liquid position that offers a "safe spread" over US Treasuries.

Focus on securitized credit and senior financials: Favor non-Agency and other high quality securitized credit given resilient fundamentals and historically high spread levels. Within corporate credit, we continue to focus on bottom-up security selection, where we continue to find value in financials following years of increased regulation, and non-cyclical sectors, such as utilities.

Cautious on high yield and emerging markets: While we believe there are some compelling bottoms-up opportunities, including in higher-rated EM countries, we are generally more selective and defensive on assets that would be more vulnerable to an economic slowdown. The Fund also holds a position in HY CDX protection to hedge against higher volatility.

Class:	INST
Share Type:	Accumulation
Inception date:	29 Jan '16
Fund assets (in millions):	\$730.79
Unified management fee:	0.490%

Summary information	31 Mar '24
Effective duration (yrs)	1.14
Effective maturity (yrs)	0.92
Average coupon	4.07%
Net currency exposure	1.40%
Information ratio (5 yrs)	-0.12

Sector allocation	Dur. (yrs)	MV(%)
Euro Government-related	-0.37	-12.68
U.K. Government-related	-0.08	-1.84
U.S. Government-related	-2.63	-20.95
Other Government-related	0.32	15.30
Securitized	2.81	58.84
Invest. Grade Credit	0.68	20.88
High Yield Credit	0.15	3.77
Emerging Markets	0.07	4.36
Municipal/Other	0.07	1.07
Net Other Short Duration Instruments	0.11	31.26
Total	1.14	100

*The fund is actively managed in reference to the ICE BofA SOFR Overnight Rate Index as further outlined in the prospectus and key investor information document/key information document

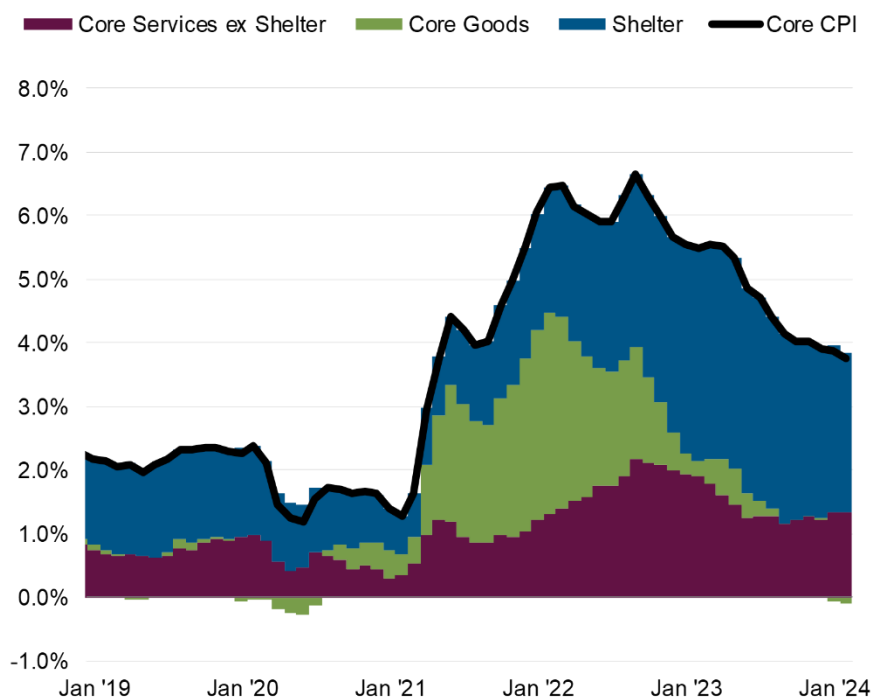
Fund specific risks

Risk	Risk Description
Credit and Default Risk	A decline in the financial health of an issuer of a fixed income security can lead to an inability or unwillingness to repay a loan or meet a contractual obligation. This could cause the value of its bonds to fall or become worthless. Funds with high exposures to non-investment grade securities have a higher exposure to this risk.
Currency Risk	Changes in exchange rates may cause the value of investments to decrease or increase.
Derivatives and Counterparty Risk	The use of certain derivatives could result in the fund having a greater or more volatile exposure to the underlying assets and an increased exposure to counterparty risk. This may expose the fund to larger gains or losses associated with market movements or in relation to a trade counterparty being unable to meet its obligations.
Emerging Markets Risk	Emerging markets, and especially frontier markets, generally carry greater political, legal, counterparty and operational risk. Investments in these markets may expose the fund to larger gains or losses.
Liquidity Risk	Difficult market conditions could result in certain securities becoming hard to sell at a desired time and price.
Interest Rate Risk	Changes in interest rates will usually result in the values of bond and other debt instruments moving in the opposite direction (e.g. a rise in interest rates likely leads to fall in bond prices).
Mortgage Related and Other Asset Backed Securities Risks	Mortgage or asset backed securities are subject to similar risks as other fixed income securities, and may also be subject to prepayment risk and higher levels of credit and liquidity risk.

Quarter in Review

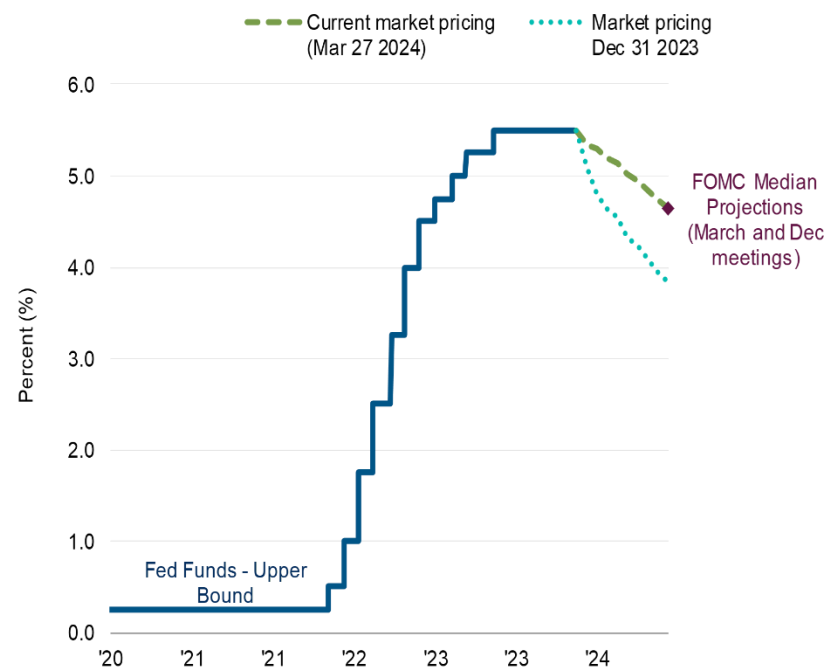
Persistent inflation pushed yields and year-end rate projections higher

A perceived “last mile” problem in the Fed’s battle against inflation led bond markets to retrace their Q4’23 rally and bring expectations for 2024 cuts in line with the Fed’s dot plot. Risk sentiment remained robust despite the possibility of “higher-for-longer” rates, with the MSCI World finishing the quarter up 9.01% and credit spreads broadly tightening. The Fed paused once again and maintained its forecast for three 25-basis-point rate cuts in 2024. Global developed central banks largely followed suit, with both the ECB and BoE leaving rates on hold. Meanwhile, in Japan, the BoJ raised its policy rate for the first time since 2007, marking the end of negative interest rate policies.



Inflation in the U.S. remained sticky over the quarter, driven by core services, highlighting the “last mile” problem that the Fed is facing in its attempts to return inflation to 2%.

Source: Haver



Persistent inflationary pressures saw bond markets retrace their Q4’23 rally, with market pricing now in line with the Fed’s median dot plot projection for year end 2024 (which remained unchanged relative to December projections).

Source: Bloomberg

Market Summary

Q1'24: Inflation rebound

The Fund's spread and currency strategies contributed to performance while duration strategies detracted from overall performance.

Developed market debt

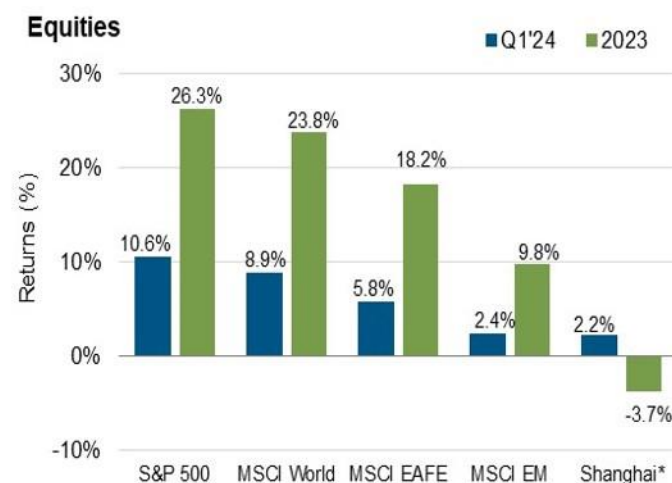
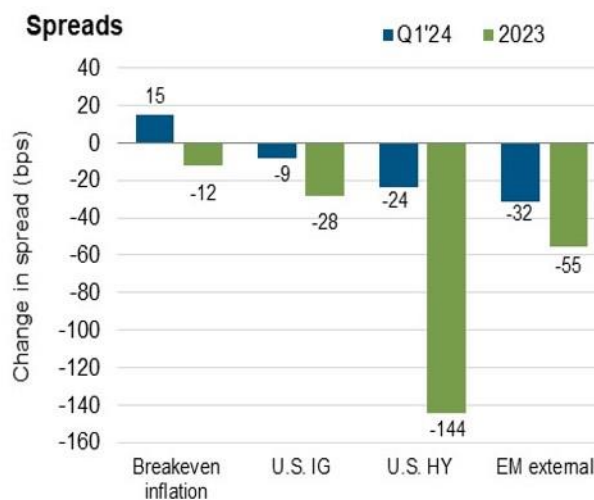
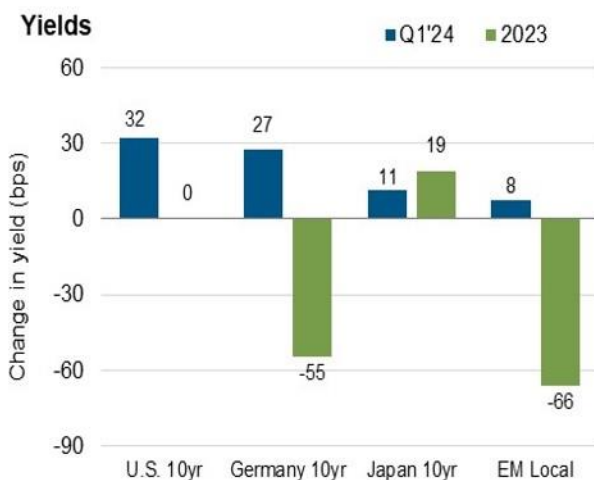
Yields rose broadly across developed markets as inflation remained firm and economic activity robust, particularly in the U.S. While central banks generally held policy rates steady, including in the U.S., U.K., and Europe, dovish remarks from officials bolstered risk sentiment even as investors adjusted expectations for rate cuts in 2024. In Japan, the BoJ hiked rates for the first time in 17 years, ending its negative interest rate policy.

Credit

U.S. investment grade credit¹ spreads tightened 8 bps, ending the quarter at 85 bps. The sector returned -0.41%, outperforming like-duration treasuries by 0.83%. Credit spreads continued to tighten amid strong earnings results and heavy issuance to start the year.

Equities

Developed market equities² rose 8.9% in the first quarter of 2024 driven by optimism around interest rate cuts, easing inflationary pressures, and economic growth.



Source: U.S. 10yr, Germany 10yr, Japan 10yr, Breakeven inflation (Bloomberg); EM local (JPMorgan GBI-EM Global Diversified Composite Yield to Maturity Index); U.S. investment grade credit (Bloomberg U.S. Credit Index); U.S. high yield credit (ICE BofA High Yield Constrained Index); EM external (JPMorgan Emerging Bond Index Global Sovereign Spread); S&P 500 (S&P 500 Total Return Index); MSCI EAFE (MSCI EAFE Net Total Return USD Index); MSCI EM (MSCI Emerging Net Total Return USD Index); *Shanghai (Shanghai Stock Exchange Composite Index).

1: Bloomberg US Credit Index

2: MSCI World Index

Investment implications: Opportune time to consider going active in global fixed income

Look global

Greater-than-usual focus on bond markets outside of the U.S.

Lock in elevated yields

Intermediate maturities can offer a “sweet spot” with markets expecting cash rates to fall

Favor high quality

Up-in-quality bias in both public and private credit markets

Go active

Differentiated macro paths present compelling opportunities for active investors

Portfolio Outlook

Strategic outlook

Higher savings balances and a slower pass-through of monetary policy in the U.S. relative to other developed markets could, in our view, keep inflation above the Fed's 2% target over the cyclical horizon. We still expect the Fed to start normalizing policy at midyear, similar to other DM central banks; however, the Fed's subsequent rate-cutting path could be more gradual. Additionally, we believe that an economic soft landing is achievable, but both recessionary and inflationary risks remain elevated in the aftermath of unprecedented global shocks to supply and demand.

Key strategies

Duration

Against a backdrop of heightened rate volatility, the Fund continues to actively manage its duration and tactically adjust exposure in response to rate moves and take advantage of relative value opportunities as global growth cycles and central bank policies become less synchronized. We have reduced duration over the quarter, yet still favor long US interest rate exposure versus other global developed rates as a hedge against a risk asset sell-off. The fund also increased long exposure to Australian duration given its higher sensitivity to front end interest rate cuts. Elsewhere, the Fund opened a tactical short position to Japanese duration given the potential for further tightening from the BoJ.

Spread

We continue to see value in higher quality securitized credit including non-Agency MBS as underlying fundamentals remain compelling and the sector is relatively insulated from key risks facing global markets. Within investment grade corporate credit, the Fund maintains an emphasis on financial sector securities, which benefit from improved fundamentals following years of increased regulation and offer attractive valuation versus the non-financial sector. Within high yield credit, the Fund maintains modest holdings, focusing on select issuers and opportunities. The Fund also has a position in CDX protection to hedge beta exposure given potential for higher volatility.

Currency

The Fund remains tactical with currency positioning, holding modest long positions across a diversified selection of both DM and EM currencies. We continue to hold a broad basket of commodity-linked currencies such as the MXN, BRL, COP, CLP and AUD where we believe valuations remain attractive. The Fund also holds long exposures to INR and TRY, and short exposures to PLN, SGD and THB. Within developed market currencies, we hold long exposures in GBP, while being tactically short EUR.

Source: PIMCO

*DM Basket Includes: Long positions in AUD, GBP and short positions in EUR.

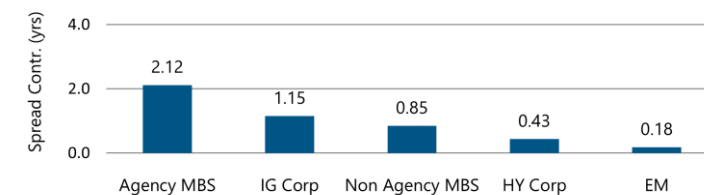
**EM Basket Includes: Long positions in MXN, BRL, CLP, TRY, COP and short positions in SGD, THB, PLN.

Position

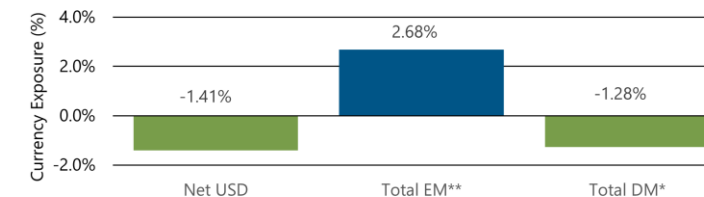
Duration



Spread



Currency



Sector exposure

	Portfolio			
	% of Market value		Duration in years	
	31 Dec '23	31 Mar '24	31 Dec '23	31 Mar '24
Euro Government - Related	-12.80	-12.68	-0.37	-0.37
U.K. Government - Related	-1.77	-1.84	-0.08	-0.08
U.S. Government - Related	-13.75	-20.95	-2.14	-2.63
Other Government - Related	12.84	15.30	0.31	0.32
Securitized*	58.39	58.84	2.57	2.81
Invest. Grade Credit	20.44	20.88	0.66	0.68
High Yield Credit	2.71	3.77	0.18	0.15
Emerging Markets**	14.54	4.36	0.28	0.07
Bonds and other long duration instruments	14.55	4.32	0.28	0.07
EM Short Duration Instruments	-0.01	0.04	-0.01	-0.00
Municipal/Other	1.00	1.07	0.07	0.07
Net Other Short Duration Instruments****	18.42	31.26	0.19	0.11
Commingled Cash Vehicles	7.17	7.73	0.01	0.01
Certificate of Deposit/Commercial Paper/STIF	0.36	0.82	0.00	-0.00
Government Related	2.28	0.00	0.02	0.00
Mortgage	7.85	5.31	0.01	0.00
Credit	1.02	1.59	0.00	0.01
Bankers Acceptance	0.00	0.00	0.00	0.00
Other***	13.27	24.05	-0.00	0.00
Short Duration Derivatives and Derivative Offsets	24.91	34.78	0.15	0.09
Net Unsettled Trades	-38.44	-43.01	0.00	0.00
Total	100	100	1.67	1.13

*Securitized includes Agency MBS, non-Agency MBS, CMBS, ABS, CDO, CLO, and Pooled Funds.

**Emerging markets instruments includes an emerging market security or other instrument economically tied to an emerging market country by country of risk with an effective duration less than one year and rated investment grade or higher or if unrated, determined to be similar quality by PIMCO. Emerging Markets includes the value of short duration emerging markets instruments previously reported in another category.

***Investment vehicles not listed, allowed by prospectus.

****Net Other Short Duration Instruments includes securities and other instruments (except instruments tied to emerging markets by country of risk) with an effective duration less than one year and rated investment grade or higher or, if unrated, determined by PIMCO to be of comparable quality, commingled liquidity funds, uninvested cash, interest receivables, net unsettled trades, broker money and derivatives offset. With respect to certain categories of short duration securities, the Adviser reserves the discretion to require a minimum credit rating higher than investment grade for inclusion in this category.

Portfolio characteristics

Interest rate exposure

	Portfolio (yrs)	
	31 Dec '23	31 Mar '24
Effective duration	1.67	1.14
Bull market duration	1.35	0.52
Bear market duration	2.48	1.73
Spread duration		
Mortgage spread duration	3.22	3.26
Corporate spread duration	0.91	0.84
Emerging markets spread duration	0.20	0.18
Swap spread duration	0.21	-0.69
Covered bond spread duration	0.03	0.03
Sovereign related spread duration	0.02	0.02

Derivative exposure (duration in yrs)

	31 Dec '23	31 Mar '24
Government futures	-3.02	-2.78
Interest rate swaps	0.16	-0.74
Credit default swaps*	-1.93	0.10
Purchased swaps	-3.74	-1.61
Written swaps	1.81	1.70
Options	-0.11	-0.02
Purchased options	0.00	0.00
Written options	-0.11	-0.02
Mortgage derivatives	0.00	0.00
Money market derivatives	0.15	0.09
Futures	0.04	0.00
Interest rate swaps	0.12	0.09
Other Derivatives	0.00	0.00

* Shown as a percentage of market value

Country and currency exposure

Country exposure by currency of settlement

	31 Dec '23		31 Mar '24	
	Duration (yrs)	FX (%)	Duration (yrs)	FX (%)
United States	1.18	98.37	0.87	98.60
Japan	0.00	1.76	-0.19	-0.01
Eurozone	0.02	-2.13	-0.04	-0.87
Belgium	0.01	0.00	0.01	0.00
Euro Currency	0.00	-2.13	0.00	-0.87
European Union	0.25	0.00	0.22	0.00
France	0.04	0.00	0.03	0.00
Germany	-0.43	0.00	-0.43	0.00
Italy	0.06	0.00	0.06	0.00
Luxembourg	0.04	0.00	0.04	0.00
Netherlands	0.04	0.00	0.03	0.00
United Kingdom	0.00	0.00	-0.02	0.10
Europe non-EMU	-0.15	-1.68	-0.00	-1.00
Poland	-0.15	-1.68	-0.00	-1.00
Dollar Block	0.46	0.56	0.51	0.50
Australia	0.33	0.46	0.40	0.48
Canada	0.13	0.07	0.11	0.01
New Zealand	0.00	0.03	0.00	0.01
Other Industrialized Countries	0.00	0.13	0.00	0.13
Chile	0.00	0.14	0.00	0.13
Singapore	0.00	0.00	0.00	0.00
Taiwan	-0.00	-0.01	-0.00	-0.01
EM - Asia	-0.00	-0.09	-0.00	-0.09
Thailand	-0.00	-0.08	-0.00	-0.08
EM - Latin America	0.15	1.30	0.01	1.61
Argentina	0.00	0.01	0.00	0.01
Brazil	0.15	0.87	0.00	0.79
Colombia	0.00	0.28	0.00	0.30
Mexico	0.00	0.19	0.00	0.55
Peru	0.00	-0.04	0.00	-0.04
EM - CEEMEA	0.00	1.77	0.00	1.03
Hungary	-0.00	1.02	0.00	0.00
South Africa	0.00	0.02	0.00	0.02
Turkey	0.00	0.72	0.00	1.00
Total	1.67	100	1.14	100

Emerging markets exposure by country of risk

	31 Dec '23			31 Mar '24		
	% of MV short duration Instruments	% of MV bonds	Duration (yrs)	% of MV short duration Instruments	% of MV bonds	Duration (yrs)
Argentina	0.00	0.19	0.01	0.00	0.26	0.01
Brazil	-0.01	9.16	0.15	0.03	1.81	0.00
China	0.00	0.29	0.01	0.00	0.31	0.01
Colombia	0.01	0.00	0.00	0.01	0.00	0.00
Hungary	0.00	1.23	0.00	0.00	0.00	0.00
Mexico	0.01	0.22	0.01	0.01	0.23	0.01
Peru	-0.01	0.31	0.00	0.00	0.34	0.00
Romania	0.00	0.52	0.03	0.00	0.43	0.02
Russia	0.00	0.01	0.00	0.00	0.00	0.00
South Africa	-0.01	0.72	0.01	0.00	0.56	0.01
Turkey	-0.01	0.47	0.00	-0.01	0.37	0.00
Total	-0.01	13.14	0.23	0.04	4.32	0.07

Additional share class performance

Performance (Institutional class, Accumulation Shares)

Past performance does not predict future results

Performance	31 Mar '19 31 Mar '20	31 Mar '20 31 Mar '21	31 Mar '21 31 Mar '22	31 Mar '22 31 Mar '23	31 Mar '23 31 Mar '24
Before fees (%)	-0.32	8.44	-2.98	-2.49	8.36
After fees (%)	-0.81	7.92	-3.46	-2.97	7.83
ICE BofA SOFR Overnight Rate Index (%)*	2.08	0.24	0.11	2.80	5.44
Before fees alpha (bps)	-241	820	-309	-529	292
After fees alpha (bps)	-289	768	-356	-577	239

The following information is additional to, and should be read only in conjunction with, the calendar year performance data presented below.

Past performance does not predict future results

Calendar Year (Net of Fees)	2017	2018	2019	2020	2021	2022	2023	YTD
After fees (%)	3.17	1.03	5.54	3.58	-0.17	-7.35	7.03	2.13
ICE BofA SOFR Overnight Rate Index (%)*	1.08	1.99	2.29	0.63	0.10	1.69	5.20	1.35

SOURCE: PIMCO.

The fund is actively managed in reference to the ICE BofA SOFR Overnight Rate Index Index as further outlined in the prospectus and key investor information document/key information document

*The benchmark is shown for performance comparison purpose only. Benchmark: ICE BofA SOFR Overnight Rate Index Index.

Past performance is not a guarantee or a reliable indicator of future results. All periods longer than one year are annualised

Refer to Important Disclosures and the relevant sections of the Fund prospectus for additional performance and fee, chart, GIS funds, index, and risk information

Additional share class performance

Past Performance is not a guarantee or reliable indicator of future results and no guarantee is being made that similar returns will be achieved in the future.

Performance (Net of Fees)	31 Mar '19	31 Mar '20	31 Mar '21	31 Mar '22	31 Mar '23	SI
	31 Mar '20	31 Mar '21	31 Mar '22	31 Mar '23	31 Mar '24	
Low Duration Opportunities Fund Institutional Accumulation	-0.81	7.92	-3.46	-2.97	7.83	2.24
Low Duration Opportunities Fund Institutional Income	-0.83	7.92	-3.45	-2.99	7.78	1.66
Low Duration Opportunities Fund Z Class Accumulation	-	-	-	-2.49	8.32	0.63
Inception to June 30, 2022 1 Month USD Libor. July 1, 2022 onwards ICE BofA SOFR Overnight Rate Index	2.08	0.24	0.11	2.80	5.44	-
Low Duration Opportunities Fund E Class EUR (Hedged) Accumulation	-4.28	6.17	-5.01	-6.01	5.05	-1.02
Low Duration Opportunities Fund Institutional EUR (Hedged) Accumulation	-3.57	6.91	-4.40	-5.39	5.91	0.27
Low Duration Opportunities Fund Institutional EUR (Hedged) Income	-3.59	6.84	-4.36	-5.34	5.92	-0.13
Low Duration Opportunities Fund Investor EUR (Hedged) Accumulation	-4.02	6.60	-4.72	-5.67	5.46	-0.58
Inception to June 30, 2021 1 Month Euribor Rate. July 1, 2021 onward ESTR ICE BofA ESTR Overnight Rate index.	-0.42	-0.51	-0.57	0.68	3.74	-
Low Duration Opportunities Fund Institutional GBP (Hedged) Accumulation	-2.53	7.49	-3.66	-3.80	7.32	1.33
Low Duration Opportunities Fund Institutional GBP (Hedged) Income	-2.62	7.57	-3.66	-3.85	7.33	0.99
Inception to June 30, 2021 1 Month GBP LIBOR. July 1, 2021 onward SONIA ICE BofA SONIA Overnight Rate index.	0.71	0.08	0.14	2.28	5.17	-

Additional share class performance

Past Performance is not a guarantee or reliable indicator of future results and no guarantee is being made that similar returns will be achieved in the future.

Low Duration Opportunities Fund (net of fees performance)

Performance periods ended: 31 Mar '24	Unified Management Fee	NAV currency	Class Inception date	3 mos.	6 mos.	1 yr.	3 yrs.	5 yrs.	SI
Low Duration Opportunities Fund Institutional Accumulation	0.490	USD	29 Jan '16	2.13	6.21	7.83	0.34	1.57	2.24
Low Duration Opportunities Fund Institutional Income	0.490	USD	07 Mar '19	2.10	6.16	7.78	0.32	1.56	1.66
Low Duration Opportunities Fund Z Class Accumulation	0.000	USD	15 Sep '21	2.21	6.50	8.32	-	-	0.63
ICE BofA SOFR Overnight Rate Index	-	-	-	1.35	2.74	5.44	2.73	2.04	1.80
Low Duration Opportunities Fund E Class EUR (Hedged) Accumulation	1.200	EUR	20 Oct '17	1.52	4.93	5.05	-2.12	-0.95	-1.02
Low Duration Opportunities Fund Institutional EUR (Hedged) Accumulation	0.490	EUR	29 Jan '16	1.69	5.36	5.91	-1.43	-0.25	0.27
Low Duration Opportunities Fund Institutional EUR (Hedged) Income	0.490	EUR	04 Apr '18	1.71	5.35	5.92	-1.38	-0.24	-0.13
Low Duration Opportunities Fund Investor EUR (Hedged) Accumulation	0.840	EUR	30 Jan '18	1.69	5.12	5.46	-1.77	-0.61	-0.58
Euro Short-Term Rate (ESTER)	-	-	-	0.98	1.99	3.74	1.27	-	0.21
Low Duration Opportunities Fund Institutional GBP (Hedged) Accumulation	0.490	GBP	29 Jan '16	2.11	6.10	7.32	-0.18	0.83	1.33
Low Duration Opportunities Fund Institutional GBP (Hedged) Income	0.490	GBP	29 Jan '19	2.09	6.08	7.33	-0.19	0.82	0.99
SONIA ICE BofA SONIA Overnight Rate Index	-	-	-	1.32	2.67	5.17	-	-	1.19

Important Disclosures

Marketing Communication

This is a marketing communication. This is not a contractually binding document and its issuance is not mandated under any law or regulation of the European Union or the United Kingdom. This marketing communication does not include sufficient detail to enable the recipient to make an informed investment decision. Please refer to the Prospectus of the UCITS and to the KIID/KID before making any final investment decisions.

For professional use only

The services and products described in this communication are only available to professional clients as defined in the MiFiD II Directive 2014/65/EU Annex II Handbook and its implementation of local rules and as defined in the Financial Conduct Authority's Handbook. This communication is not a public offer and individual investors should not rely on this document. Opinion and estimates offered constitute our judgment and are subject to change without notice, as are statements of financial market trends, which are based on current market conditions. We believe the information provided here is reliable, but do not warrant its accuracy or completeness.

For qualified investor use only

The information provided herein does not constitute an offer of the product incorporated in Ireland, in Switzerland pursuant to the Swiss Federal Law on Financial Services ("FinSA") and its implementing ordinance. This is solely an advertisement pursuant to FinSA and its implementing ordinance for the product. Swiss representative and paying agent : BNP PARIBAS, Paris, Zurich branch, Selnastrasse 16, 8002 Zurich, Switzerland. The prospectus, articles of association, Key Information Document(s) and annual and semi-annual financial reports of the product may be obtained free of charge from the Swiss representative.

Additional Information/Documentation

A Prospectus is available for PIMCO Funds and UCITS Key Investor Information Documents (KIIDs) (for UK investors) and Packaged retail and insurance-based investment products (PRIIPS) key information document (KIDs) are available for each share class of each the sub-funds of the Company. The Company's Prospectus can be obtained from www.fundinfo.com and is available in English, French, German, Italian, Portuguese and Spanish. The KIIDs and KIDs can be obtained from www.fundinfo.com and are available in one of the official languages of each of the EU Member States into which each sub-fund has been notified for marketing under the Directive 2009/65/EC (the UCITS Directive). In addition, a summary of investor rights is available from www.pimco.com. The summary is available in English. The sub-funds of the Company are currently notified for marketing into a number of EU Member States under the UCITS Directive. PIMCO Global Advisors (Ireland) Limited can terminate such notifications for any share class and/or sub-fund of the Company at any time using the process contained in Article 93a of the UCITS Directive.

PERFORMANCE AND FEE

Past performance is not a guarantee or a reliable indicator of future results. The "gross of fees" performance figures, if included, are presented before management fees and custodial fees, but do reflect commissions, other expenses and reinvestment of earnings. The "net of fees" performance figures reflect the deduction of ongoing charges. All periods longer than one year are annualized.

Investments made by a Fund and the results achieved by a Fund are not expected to be the same as those made by any other PIMCO-advised Fund, including those with a similar name, investment objective or policies. A new or smaller Fund's performance may not represent how the Fund is expected to or may perform in the long-term. New Funds have limited operating histories for investors to evaluate and new and smaller Funds may not attract sufficient assets to achieve investment and trading efficiencies. A Fund may be forced to sell a comparatively large portion of its portfolio to meet significant shareholder redemptions for cash, or hold a comparatively large portion of its portfolio in cash due to significant share purchases for cash, in each case when the Fund otherwise would not seek to do so, which may adversely affect performance.

Outlook

Statements concerning financial market trends or portfolio strategies are based on current market conditions, which will fluctuate. There is no guarantee that these investment strategies will work under all market conditions or are appropriate for all investors and each investor should evaluate their ability to invest for the long term, especially during periods of downturn in the market. Outlook and strategies are subject to change without notice.

Portfolio structure is subject to change without notice and may not be representative of current or future allocations.

Forecasts, estimates and certain information contained herein are based upon proprietary research and should not be interpreted as investment advice, as an offer or solicitation, nor as the purchase or sale of any financial instrument. Forecasts and estimates have certain inherent limitations, and unlike an actual performance record, do not reflect actual trading, liquidity constraints, fees, and/or other costs. In addition, references to future results should not be construed as an estimate or promise of results that a client portfolio may achieve.

13670_QIR-1Q24

Important Disclosures

Benchmark

Unless referenced in the prospectus and relevant key investor information document /Key Information Document, a benchmark or index in this material is not used in the active management of the Fund, in particular for performance comparison purposes.

Where referenced in the prospectus and relevant key investor information document /Key Information Document a benchmark may be used as part of the active management of the Fund including, but not limited to, for duration measurement, as a benchmark which the Fund seeks to outperform, performance comparison purposes and/or relative VaR measurement. Any reference to an index or benchmark in this material, and which is not referenced in the prospectus and relevant key investor information document /Key Information Document, is purely for illustrative or informational purposes (such as to provide general financial information or market context) and is not for performance comparison purposes. Please contact your PIMCO representative for further details.

The fund is actively managed in reference to the ICE BofA SOFR Overnight Rate Index as further outlined in the prospectus and key investor information document /Key Information Document.

Correlation

As outlined under "Benchmark", where disclosed herein and referenced in the prospectus and relevant key investor information document /Key Information Document, a benchmark may be used as part of the active management of the Fund. In such instances, certain of the Fund's securities may be components of and may have similar weightings to the benchmark and the Fund may from time to time show a high degree of correlation with the performance of any such benchmark. However the benchmark is not used to define the portfolio composition of the Fund and the Fund may be wholly invested in securities which are not constituents of the benchmark.

Investors should note that a Fund may from time to time show a high degree of correlation with the performance of one or more financial indices not referenced in the prospectus and relevant key investor information document /Key Information Document. Such correlation may be coincidental or may arise because any such financial index may be representative of the asset class, market sector or geographic location in which the Fund is invested or uses a similar investment methodology to that used in managing the Fund.

ESG Category Article 6 Funds: Article 6 funds do not have sustainable investment as its objective, nor do they promote environmental and/or social characteristics.

While such funds integrate sustainability risks into its investment policy (as further outlined in the Prospectus) and this integration process forms part of the investment level due diligence of the fund, ESG information is not the sole or primary consideration for any investment decision with respect to the fund.

ESG capabilities information provided are for informational purposes only. As the Fund is actively managed and does not promote environmental or social characteristics, the climate related holdings are not static and may vary considerably overtime.

GIS Funds

PIMCO Funds: Global Investors Series plc is an umbrella type open-ended investment company with variable capital and is incorporated with limited liability under the laws of Ireland with registered number 276928. The information is not for use within any country or with respect to any person(s) where such use could constitute a violation of the applicable law. The information contained in this communication is intended to supplement information contained in the prospectus for this Fund and must be read in conjunction therewith. Investors should consider the investment objectives, risks, charges and expenses of these Funds carefully before investing. This and other information is contained in the Fund's prospectus. Please read the prospectus carefully before you invest or send money. Past performance is not a guarantee or a reliable indicator of future results and no guarantee is being made that similar returns will be achieved in the future. Returns are net of fees and other expenses and include reinvestment of dividends. The performance data represents past performance and investment return and principal value will fluctuate so that the PIMCO GIS Funds shares, when redeemed, may be worth more or less than the original cost. Potential differences in performance figures are due to rounding. The Fund may invest in non- U.S. or non-Eurozone securities which involves potentially higher risks including non-U.S. or non-Euro currency fluctuations and political or economic uncertainty. For informational purposes only. Please note that not all Funds are registered for sale in every jurisdiction. Please contact PIMCO Europe Ltd for more information. For additional information and/or a copy of the Fund's prospectus, please contact the Administrator: State Street Fund Services (Ireland) Limited, Telephone +353-1-776-0142, Fax +353-1-562-5517. ©2024.

Investment restrictions —In accordance with the UCITS regulations and subject to any investment restrictions outlined in the Fund's prospectus, the Fund may invest up to 100% of its net assets in different transferable securities and money market instruments issued or guaranteed by any of the following: OECD Governments (provided the relevant issues are investment grade), Government of Singapore, European Investment Bank, European Bank for Reconstruction and Development, International Finance Corporation, International Monetary Fund, Euratom, The Asian Development Bank, European Central Bank, Council of Europe, Eurofima, African Development Bank, International Bank for Reconstruction and Development (The World Bank), The Inter American Development Bank, European Union, Federal National Mortgage Association (Fannie Mae), Federal Home Loan Mortgage Corporation (Freddie Mac), Government National Mortgage Association (Ginnie Mae), Student Loan Marketing Association (Sallie Mae), Federal Home Loan Bank, Federal Farm Credit Bank, Tennessee Valley Authority, Straight-A Funding LLC, Government of the People's Republic of China, Government of Brazil (provided the issues are of investment grade), Government of India (provided the issues are of investment grade).

Important Disclosures

A word about risk: Absolute return portfolios may not fully participate in strong positive market rallies. Investing in the **bond market** is subject to risks, including market, interest rate, issuer, credit, inflation risk, and liquidity risk. The value of most bonds and bond strategies are impacted by changes in interest rates. Bonds and bond strategies with longer durations tend to be more sensitive and volatile than those with shorter durations; bond prices generally fall as interest rates rise, and low interest rate environments increase this risk. Reductions in bond counterparty capacity may contribute to decreased market liquidity and increased price volatility. Bond investments may be worth more or less than the original cost when redeemed. Investing in **foreign denominated and/or domiciled securities** may involve heightened risk due to currency fluctuations, and economic and political risks, which may be enhanced in emerging markets. **Mortgage and asset-backed securities** may be sensitive to changes in interest rates, subject to early repayment risk, and their value may fluctuate in response to the market's perception of issuer creditworthiness; while generally supported by some form of government or private guarantee there is no assurance that private guarantors will meet their obligations. **High-yield**, lower-rated, securities involve greater risk than higher-rated securities; portfolios that invest in them may be subject to greater levels of credit and liquidity risk than portfolios that do not. **Equities** may decline in value due to both real and perceived general market, economic, and industry conditions. **Derivatives** may involve certain costs and risks such as liquidity, interest rate, market, credit, management and the risk that a position could not be closed when most advantageous. Investing in derivatives could lose more than the amount invested. **Diversification** does not ensure against loss.

PIMCO Europe Ltd (Company No. 2604517, 11 Baker Street, London W1U 3AH, United Kingdom) is authorised and regulated by the Financial Conduct Authority (FCA) (12 Endeavour Square, London E20 1JN) in the UK. The services provided by PIMCO Europe Ltd are not available to retail investors, who should not rely on this communication but contact their financial adviser. **PIMCO Europe GmbH (Company No. 192083, Seidlstr. 24-24a, 80335 Munich, Germany), PIMCO Europe GmbH Italian Branch (Company No. 10005170963, via Turati nn. 25/27 (angolo via Cavalieri n. 4), 20121 Milano, Italy), PIMCO Europe GmbH Irish Branch (Company No. 909462, 57B Harcourt Street Dublin D02 F721, Ireland), PIMCO Europe GmbH UK Branch (Company No. FC037712, 11 Baker Street, London W1U 3AH, UK), PIMCO Europe GmbH Spanish Branch (N.I.F. W2765338E, Paseo de la Castellana 43, Oficina 05-111, 28046 Madrid, Spain) and PIMCO Europe GmbH French Branch (Company No. 918745621 R.C.S. Paris, 50-52 Boulevard Haussmann, 75009 Paris, France)** are authorised and regulated by the German Federal Financial Supervisory Authority (BaFin) (Marie-Curie-Str. 24-28, 60439 Frankfurt am Main) in Germany in accordance with Section 15 of the German Securities Institutions Act (WpIG). The Italian Branch, Irish Branch, UK Branch, Spanish Branch and French Branch are additionally supervised by: (1) Italian Branch: the Commissione Nazionale per le Società e la Borsa (CONSOB) (Giovanni Battista Martini, 3 - 00198 Rome) in accordance with Article 27 of the Italian Consolidated Financial Act; (2) Irish Branch: the Central Bank of Ireland (New Wapping Street, North Wall Quay, Dublin 1 D01 F7X3) in accordance with Regulation 43 of the European Union (Markets in Financial Instruments) Regulations 2017, as amended; (3) UK Branch: the Financial Conduct Authority (FCA) (12 Endeavour Square, London E20 1JN); (4) Spanish Branch: the Comisión Nacional del Mercado de Valores (CNMV) (Edison, 4, 28006 Madrid) in accordance with obligations stipulated in articles 168 and 203 to 224, as well as obligations contained in Title V, Section I of the Law on the Securities Market (LSM) and in articles 111, 114 and 117 of Royal Decree 217/2008, respectively and (5) French Branch: ACPR/Banque de France (4 Place de Budapest, CS 92459, 75436 Paris Cedex 09) in accordance with Art. 35 of Directive 2014/65/EU on markets in financial instruments and under the surveillance of ACPR and AMF. The services provided by PIMCO Europe GmbH are available only to professional clients as defined in Section 67 para. 2 German Securities Trading Act (WpHG). They are not available to individual investors, who should not rely on this communication. **PIMCO (Schweiz) GmbH (registered in Switzerland, Company No. CH-020.4.038.582-2, Brandschenkestrasse 41 Zurich 8002, Switzerland)**. The services provided by PIMCO (Schweiz) GmbH are not available to retail investors, who should not rely on this communication but contact their financial adviser.

This presentation contains the current opinions of the manager and such opinions are subject to change without notice. This presentation has been distributed for informational purposes only and should not be considered as investment advice or a recommendation of any particular security, strategy or investment product. Information contained herein has been obtained from sources believed to be reliable, but not guaranteed. No part of this presentation may be reproduced in any form, or referred to in any other publication, without express written permission. PIMCO is a trademark of Allianz Asset Management of America LLC in the United States and throughout the world. ©2024 PIMCO

Important Disclosures

Acronyms and definitions of investment terms used throughout the report:

Alpha is a measure of performance on a risk-adjusted basis calculated by comparing the volatility (price risk) of a portfolio vs. its risk-adjusted performance to a benchmark index; the excess return relative to the benchmark is alpha.

Average coupon is the average of the coupon payments of the underlying bonds within the portfolio.

Average effective maturity is a weighted average of all the maturities of the bonds in a portfolio, computed by weighting each bond's effective maturity by the market value of the security.

"Bend-but-not-break" refers to credits that PIMCO would not expect to default in a credit-stressed environment.

Beta is a measure of price sensitivity to market movements. Market beta is 1.

Breakeven inflation rate (or expectation) is a market-based measure of expected inflation or the difference between the yield of a nominal and an inflation-linked bond of the same maturity.

Carry is the rate of interest earned by holding the respective securities.

The terms **"cheap" and "rich"** as used herein generally refer to a security or asset class that is deemed to be substantially under- or overpriced compared to both its historical average as well as to the investment manager's future expectations. There is no guarantee of future results or that a security's valuation will ensure a profit or protect against a loss.

CPI is the Consumer Price Index.

The **credit quality** of a particular security or group of securities does not ensure the stability or safety of an overall portfolio. The quality ratings of individual issues/issuers are provided to indicate the credit-worthiness of such issues/issuer and generally range from AAA, Aaa, or AAA (highest) to D, C, or D (lowest) for S&P, Moody's, and Fitch respectively.

Dividend yield is represented by the weighted average coupon divided by the weighted average price.

Duration is the measure of a bond's price sensitivity to interest rates and is expressed in years.

Effective duration is the duration for a bond with an embedded option when the value is calculated to include the expected change in cash flow caused by the option as interest rates change.

Forward curve is a function graph that defines the prices at which a contract for future delivery or payment can be concluded today.

Fallen angel is a bond that was initially given an investment grade rating but has since been reduced to below investment grade status.

GFC is the Global Financial Crisis.

Information ratio is a ratio of portfolio returns above the returns of a benchmark to the volatility of those returns.

Like-duration Securities are calculated by the index provider by comparing the index return to a hypothetical matched position in the security.

LNG is Liquefied Natural Gas.

The **Option Adjusted Spread (OAS)** measures the spread over a variety of possible interest rate paths. A security's OAS is the average return an investor will earn over Treasury returns, taking all possible future interest rate scenarios into account. The OAS is the net spread over the swap curve that will on average be earned if the security is held to maturity.

Rising star is the term given to a bond that was rated high yield but has since been upgraded to investment grade.

"Risk assets" are any financial security or instrument that are likely to fluctuate in price.

Risk premia is the return in excess of the risk-free rate of return an investment is expected to yield.

Roll yield is the yield that a futures investor captures as their long position in a futures contract converges to the spot price.

"Safe haven" is an investment that is expected to retain or increase in value during times of market turbulence.

"Safe Spread" is defined as sectors that we believe are most likely to withstand the vicissitudes of a wide range of possible economic scenarios. All investments contain risk and may lose value.

The **SEC yield** is an annualized yield based on the most recent 30 day period. The subsidized yield includes contractual expense reimbursements and it would be lower without those reimbursements. The

Unsubsidized 30 day SEC Yield excludes contractual expense reimbursements.

Tracking error measures the dispersion or volatility of excess returns relative to a benchmark.

To relate the price sensitivity of ILBs to changes in nominal yields, yield beta is applied to nominal changes to arrive at a price sensitivity of ILBs to changes in nominal rates. A **yield beta** of 0.90 implies that if nominal yields move 100 basis points, real yields will move 90 basis points. ILBs with long maturity may respond differently to changes in nominal rates than shorter maturity ILBs.

The distribution yield for monthly paying Funds is calculated by annualizing actual dividends distributed for the monthly period ended on the date shown and dividing by the net asset value on the last business day for the same period. The distribution yield for quarterly paying Funds is calculated by taking the average of the prior four quarterly distribution yields. The quarterly distribution yields are calculated by annualizing actual dividends distributed for the quarterly period ended on the most recent quarterly distribution date and dividing by the net asset value for the same date. The yield does not include long- or short-term capital gains distributions.

Asset-Backed Security (ABS); Bank of England (BOE); Bank of Japan (BOJ); Breakeven Inflation (BEI); Collateralized Debt Obligation (CDO); Collateralized Loan Obligation (CLO); Commercial Mortgage-Backed Security (CMBS); Developed Markets (DM); Emerging Markets (EM); Federal Reserve Board (The Fed); Europe Central Bank (ECB); Federal Open Market Committee (FOMC); Foreign Exchange (FX); Gross Domestic Product (GDP); Gulf Cooperation Council (GCC); High Yield (HY); Inflation-Linked Bond (ILS); Investment Grade (IG); Leveraged-buyout (LBO); Loan-to-Value (LTV); Master Limited Partnership (MLP); Mortgage-Backed Security (MBS); Market Weighted Spread (MWS); Real Estate Investment Trust (REIT); Residential Mortgage-Backed Security (RMBS); Treasury Inflation-Protected Security (TIPS); Year-over-Year (YoY)